






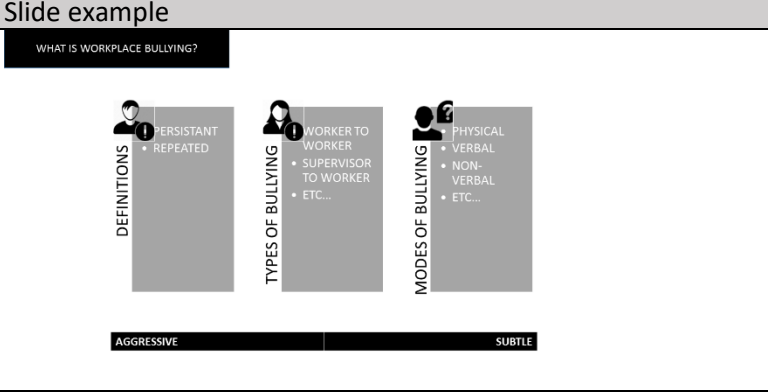
Slide example			Notes
			<p>Splash page and intro logo</p> <p>(Possible usage of participant name throughout training.)</p>
Name	Type	SFX	Images
Splash Intro	Slide deck	NA	Logo
Animation	Time	Interaction	Slide Objective Type
Fade in	1 min	Name Box	Splash page

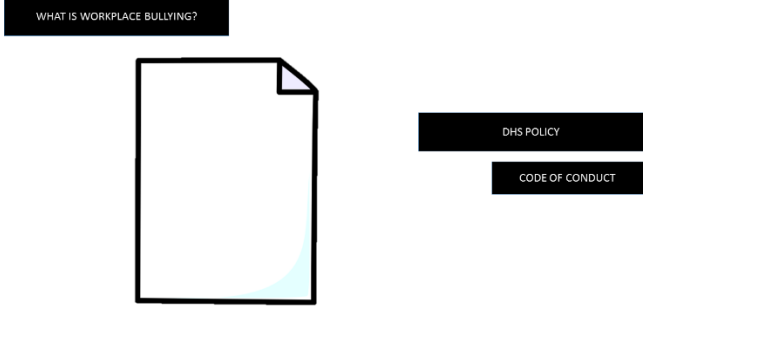
Slide example			Notes
			<p>PRIDE spokespeople (one management, one labor)</p> <p>Topic: PRIDE - Who, what, when, why and how. Main message of the training: creating a more respectful workplace where bullying is not acceptable.</p>
Name	Type	SFX	Images
Spokesperson introduction	Video	NA	NA
Animation	Time	Interaction	Slide Objective Type
NA	2 MIN	NO	Introduction


Slide example			Notes
			<p><u>Slide deck</u> & voiceover narration</p> <p>Outline training objectives / general definitions.</p>
Name	Type	SFX	Images
Training objectives	Slide deck	NA	Logo or other
Animation	Time	Interaction	Slide Objective Type
Fade in	< 1 min	NA	Overview
Slide example			Notes


		<p>DHS Leader message: Overview of DHS policies regarding bullying behaviors and expectations for a respectful workplace.</p>	
Name	Type	SFX	Images
DHS Leader Interview	Video	NA	NA
Animation	Time	Interaction	Slide Objective Type
Graphics (TBD)	3 min	NA	Video (content)

Slide example		Notes	
		<p>Target(s) of bullying interview: What is it like to be bullied in the workplace?</p>	
Name	Type	SFX	Images
Interview segment #1	Video	NA	NA
Animation	Time	Interaction	Slide Objective Type
NA	2 min	NA	Video (documentary)

Slide example		Notes	
		<p>Definition of bullying: persistent, repeated abusive treatment Types of bullying: worker to worker, supervisor to worker, etc. Modes of bullying: physical, verbal, non-verbal Bullying behaviors: aggressive and subtle</p>	
Name	Type	SFX	Images
Defining Bullying	Slide deck (multiple)	Voiceover	Pictures or relevant icons
Animation	Time	Interaction	Slide Objective Type
Fade in	3 MIN	NA	New content/concept
Slide example		Notes	

<p>WHAT IS WORKPLACE BULLYING?</p> 			<p>DHS policy and code of conduct (resource included here) -Healthy workplace where workforce members treated with dignity & respect -Disrespectful & disruptive behavior is not acceptable</p>
Name	Type	SFX	Images
DHS Policy	Slide deck	Voiceover (VO)	Policy, Code of conduct images
Animation	Time	Interaction	Slide Objective Type
Fade in	3 min	NA	New content/concept


Slide example			Notes
			<p>Bullying vs. harassment and the CPOE Bullying vs. unpleasant experience -Low level conflict, constructive feedback, high yet reasonable expectations are NOT bullying</p>
Name	Type	SFX	Images
Harassment / Unpleasant experience	Slide deck	VO	Photos related to content
Animation	Time	Interaction	Slide Objective Type
Slide in	3 MIN	NA	New content/concept


Slide example			Notes
			<p>Interactive quiz – short workplace scenarios Participants read workplace scenarios: is this bullying or something else? (Examples include different types and modes of bullying as well as unpleasant experiences). 3 min</p>
Name	Type	SFX	Images
What is bullying?	Matching Activity	VO	Scenario photos
Animation	Time	Interaction	Slide Objective Type
Scenarios appear/disappear	3 min	Y	Reinforce content
Slide example			Notes


			<p>Target(s) of bullying interview: Target(s) recount how being bullied impacted their lives – both professionally and personally.</p>
Name	Type	SFX	Images
Interview segment #2	Video	NA	NA
Animation	Time	Interaction	Slide Objective Type
NA	2 min	NA	Video (documentary)


Slide example			Notes
			<p>Impacts of workplace bullying on individuals and the department: Targets experience various adverse effects. (Emotional, social, psychological impacts). Outline how the department is negatively impacted. CALL TO ACTION: <i>It's everyone's responsibility to respond to bullying.</i></p>
Name	Type	SFX	Images
Impacts of Bullying	Slide deck	VO	Photos of workers
Animation	Time	Interaction	Slide Objective Type
Slide in/out	3 MIN	NA	New content/concept

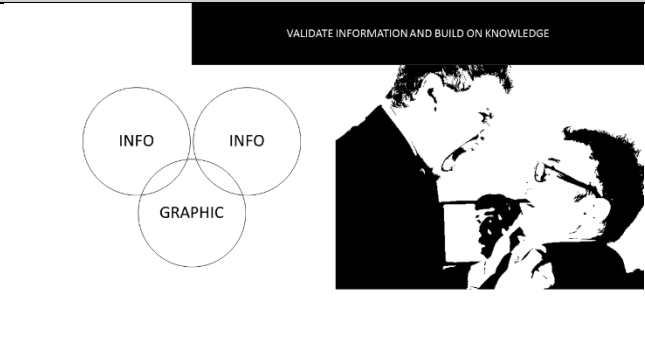
Slide example			Notes
			<p><u>Interactive Video Activity Intro</u> -Witness Response -Manager Response -Target Response</p> <p>Learners choose a scenario “path” from above that each depicts a different perspective on a scenario involving bullying behavior.</p>
Name	Type	SFX	Images
Bullying scenario - Intro	Menu	VO	Stills from scenarios
Animation	Time	Interaction	Slide Objective Type
Fade in scenario stills	1 MIN	Participant choice	Activity Intro
Slide example			Notes


		<p>WITNESS VIDEO EXAMPLE</p> <p>CO-WORKER WITNESSES AN INCIDENT</p>	<p>Witness to bullying behavior [Pathway #1]</p> <p>Scenario setup: workforce member witnessing bullying behavior in his/her unit or area.</p>
Name	Type	SFX	Images
Witness story setup	Video	NA	NA
Animation	Time	Interaction	Slide Objective Type
Video fade in	2 MIN	Press play	Dramatic Scenario


Slide example		Notes	
		<p>Scenario Freeze frame: How would you respond as the witness?</p>	
Name	Type	SFX	Images
Witness scenario question	Multiple choice	VO	NA
Animation	Time	Interaction	Slide Objective Type
Question and options appear	1 MIN	Y	Multiple Choice


Slide example		Notes	
		<p>Feedback on the choice the learner has made. Feedback will directly address the correct/incorrect answer, and provide the correct answer if necessary.</p>	
Name	Type	SFX	Images
Witness feedback	Feedback	NA	NA
Animation	Time	Interaction	Slide Objective Type
Semi-transparent field appears	1 MIN	NA	Learner Feedback
Slide example		Notes	

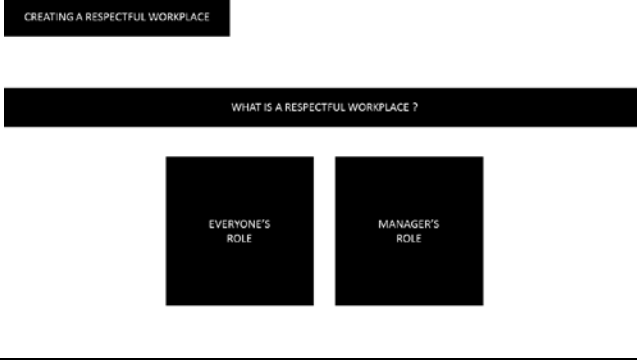
		Scenario resolution: workforce member responds appropriately	
Name	Type	SFX	Images
Witness models behavior	Video	NA	NA
Animation	Time	Interaction	Slide Objective Type
NA	1 MIN	NA	Dramatic Scenario


Slide example		Notes	
		<p>Overview of witness responsibilities</p> <p>Followed by review question relevant to the witness' response to the scenario.</p>	
Name	Type	SFX	Images
Witness scenario review	Knowledge Check	NA	NA
Animation	Time	Interaction	Slide Objective Type
Semi-transparent field appears	1 MIN	Y	Dramatic Scenario / Quiz


Slide example		Notes	
		<p>Learners return to scenarios with the viewed items being greyed out.</p> <p>Learners proceed through the other scenario "paths."</p> <p>**All paths unfold in same pattern as above.**</p>	
Name	Type	SFX	Images
Bullying scenario - Intro	Menu	VO	Stills from scenarios
Animation	Time	Interaction	Slide Objective Type
Fade in scenario stills	1 MIN	Participant choice	Activity Intro
Slide example		Notes	


			<p>Target(s) of bullying interview: Targets discuss the importance of self-reflection. Encouragement for those who bully to stop their behavior.</p>
Name	Type	SFX	Images
Interview segment #3	Video	NA	NA
Animation	Time	Interaction	Slide Objective Type
NA	2 min	NA	Video (documentary)

Slide example			Notes
			<p>Self-reflection questions: Video encourages participants to explore their own behavior. MESSAGE: <i>If you are engaging in bullying behaviors, stop!</i></p>
Name	Type	SFX	Images
Call to Action: Stop!	VIDEO	VO	NA
Animation	Time	Interaction	Slide Objective Type
Questions appear/disappear	2 MIN	NA	Self-reflection Questions

Slide example			Notes
			<p>Defining a respectful workplace Everyone can take proactive steps to create a more respectful workplace Managers have a special role in creating a respectful workplace</p>
Name	Type	SFX	Images
Respectful Workplace	Slide Deck	VO	NA
Animation	Time	Interaction	Slide Objective Type
Content appears	3 MIN	NA	New Content/Concept
Slide example			Notes

<p>CREATING A RESPECTFUL WORKPLACE</p>  <p>WHICH OF THESE IS AN EXAMPLE OF A RESPECTFUL WORKPLACE?</p>		<p>Manager and frontline member scenarios + photos Two scenarios explore how managers and frontline staff can proactively create a more respectful workplace.</p>	
Name	Type	SFX	Images
Respectful Workplace	Multiple choice	VO	Scenario photos
Animation	Time	Interaction	Slide Objective Type
Fade in content	3 min	Y	Knowledge check

Slide example		Notes	
		<p>Video: Target(s) of bullying interview Where they are at now, along with a hopeful vision for the future.</p>	
Name	Type	SFX	Images
Interview segment #4	Video	NA	NA
Animation	Time	Interaction	Slide Objective Type
NA	2 min	NA	Video (documentary)

Slide example		Notes	
		<p>Slide deck & voiceover narration Review of all learning objectives, including specific examples of content for participant recall. Participants take the pledge to not engage in bullying behavior.</p>	
Name	Type	SFX	Images
Training review	Slide deck	VO	Logo or other
Animation	Time	Interaction	Slide Objective Type
Fade in objectives	3 min	NA	Review

Slide example	Notes
---------------	-------



PRIDE **spokespeople** (one management, one labor)
 Call to action: Here is what you can do TODAY to create a more respectful workplace.

 Thank you.

Name	Type	SFX	Images
Outro/call to action	Video	NA	NA
Animation	Time	Interaction	Slide Objective Type
NA	3 min	NA	Outro